



# Kentucky Department for Public Health Weekly Influenza Surveillance Report

MMWR Week 20  
May 10, 2020 –  
May 16, 2020

## Current Influenza Activity Level: **No Activity**

**Activity Level Range:** No Activity Sporadic Local Regional Widespread

**No Activity:** No laboratory-confirmed cases of influenza and no reported increase in the number of cases of ILI.

**Confirmed:** Laboratory confirmed influenza cases are determined using the following test methods: RT-PCR, nucleic acid detection or viral culture. Laboratory-confirmed cases are reportable in Kentucky. (Please note that positive results using rapid influenza antigen tests are not included in this report.)

### Influenza-like Illness (ILI) Case Definition:

- Fever ( $\geq 100^{\circ}\text{F}$  [ $37.8^{\circ}\text{C}$ ], oral or equivalent, PLUS Cough -OR- Fever ( $\geq 100^{\circ}\text{F}$  [ $37.8^{\circ}\text{C}$ ], oral or equivalent, PLUS Sore Throat -OR- Fever ( $\geq 100^{\circ}\text{F}$  [ $37.8^{\circ}\text{C}$ ], oral or equivalent, PLUS Cough *and* Sore Throat (in the absence of a known cause other than influenza)

**0** Number of New Cases  
Reported this Week

**27,408** Number of Confirmed  
Cases for 2019-2020  
Influenza Season

### Total Deaths Reported for 2019-2020 Influenza Season

Under 18 Years	18 Years & Older
6	156

### Number of Regions with Increased ILI Activity for 2019-2020 Influenza Season

MMWR Week 20	Season Total
0 of 17 Regions	17 of 17 Regions

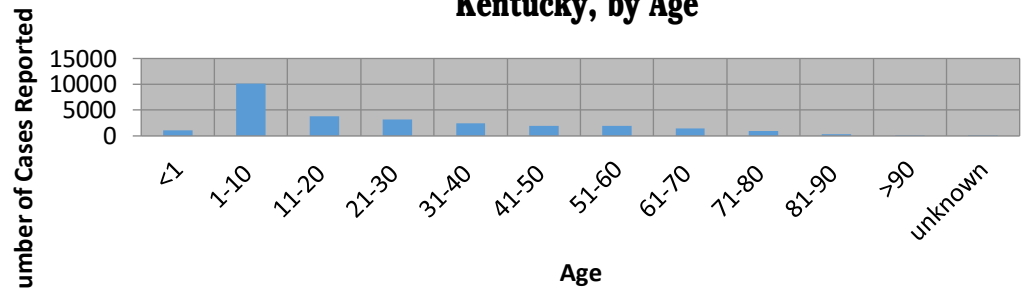
### Number of Regions with Confirmed Flu Cases for 2019-2020 Influenza Season

MMWR Week 20	Season Total
0 of 17 Regions	17 of 17 Regions

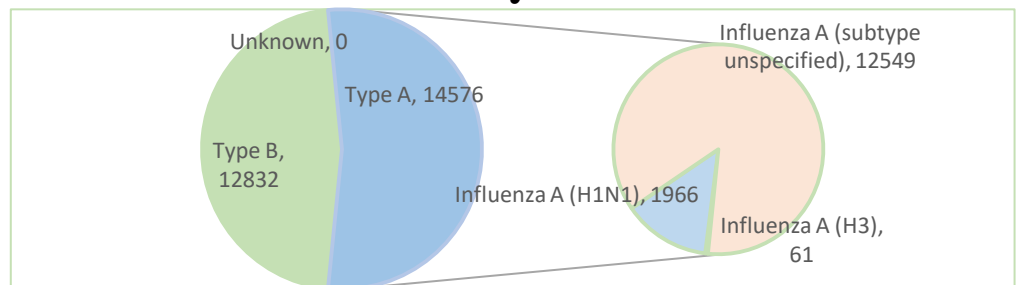
### Number of Long-Term Care Facility Outbreaks for 2019-2020 Influenza Season

MMWR Week 20	Season Total
0 of 17 Regions	44 Outbreaks

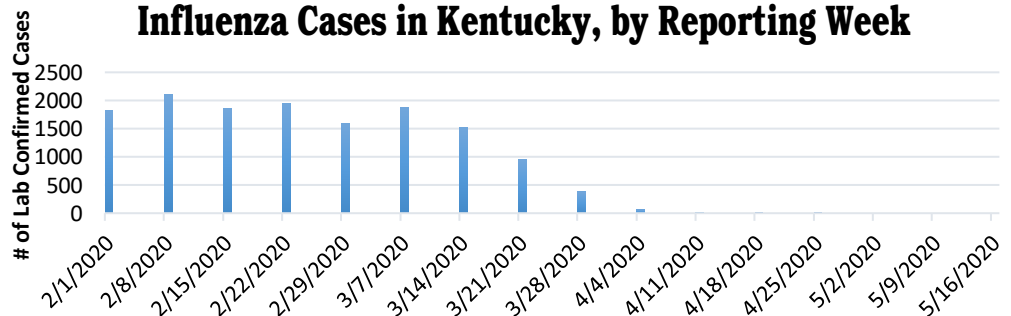
## 2019-2020 Total Laboratory \*Confirmed Influenza Cases in Kentucky, by Age



## Total 2019-2020 Influenza Virus Types Reported in Kentucky



## 2019-2020 Total Laboratory \*Confirmed Influenza Cases in Kentucky, by Reporting Week





# MMWR Week 20: Total \*Confirmed Influenza Cases by County

County	MMWR Week 20	2019-2020 Season Total	County	MMWR Week 20	2019-2020 Season Total	County	MMWR Week 20	2019-2020 Season Total
Adair	0	100	Grant	0	24	McLean	0	5
Allen	0	389	Graves	0	310	Meade	0	57
Anderson	0	87	Grayson	0	8	Menifee	0	12
Ballard	0	6	Green	0	17	Mercer	0	160
Barren	0	1552	Greenup	0	395	Metcalfe	0	300
Bath	0	31	Hancock	0	0	Monroe	0	258
Bell	0	32	Hardin	0	423	Montgomery	0	42
Boone	0	67	Harlan	0	32	Morgan	0	17
Bourbon	0	26	Harrison	0	18	Muhlenberg	0	76
Boyd	0	152	Hart	0	341	Nelson	0	55
Boyle	0	226	Henderson	0	6	Nicholas	0	8
Bracken	0	3	Henry	0	146	Ohio	0	2
Breathitt	0	316	Hickman	0	10	Oldham	0	582
Breckinridge	0	148	Hopkins	0	171	Owen	0	10
Bullitt	0	979	Jackson	0	5	Owsley	0	83
Butler	0	49	Jefferson	0	8610	Pendleton	0	6
Caldwell	0	11	Jessamine	0	63	Perry	0	1334
Calloway	0	2	Johnson	0	35	Pike	0	1604
Campbell	0	63	Kenton	0	151	Powell	0	32
Carlisle	0	5	Knott	0	529	Pulaski	0	28
Carroll	0	24	Knox	0	256	Robertson	0	1
Carter	0	294	Larue	0	54	Rockcastle	0	4
Casey	0	22	Laurel	0	172	Rowan	0	91
Christian	0	40	Lawrence	0	13	Russell	0	10
Clark	0	96	Lee	0	90	Scott	0	105
Clay	0	7	Leslie	0	486	Shelby	0	207
Clinton	0	4	Letcher	0	346	Simpson	0	140
Crittenden	0	3	Lewis	0	9	Spencer	0	127
Cumberland	0	12	Lincoln	0	216	Taylor	0	11
Daviess	0	4	Livingston	0	14	Todd	0	18
Edmonson	0	43	Logan	0	62	Trigg	0	15
Elliott	0	6	Lyon	0	10	Trimble	0	21
Estill	0	19	Madison	0	167	Union	0	2
Fayette	0	749	Magoffin	0	27	Warren	0	910
Fleming	0	8	Marion	0	13	Washington	0	22
Floyd	0	559	Marshall	0	134	Wayne	0	3
Franklin	0	775	Martin	0	78	Webster	0	29
Fulton	0	12	Mason	0	1	Whitley	0	128
Gallatin	0	7	McCracken	0	82	Wolfe	0	99
Garrard	0	234	McCreary	0	43	Woodford	0	65

Kentucky National Electronic Disease Surveillance System (NEDSS) and U.S. Outpatient Influenza-like Illness Surveillance Network (ILINet) Data.  
 Department for Public Health, Cabinet for Health and Family Services, Frankfort, Kentucky, [May 10, 2020 - May 16, 2020].