



# Kentucky Department for Public Health Weekly Influenza Surveillance Report

MMWR Week 11  
March 8, 2020 –  
March 14, 2020

## Current Influenza Activity Level: **WIDESPREAD**

**Activity Level Range:** No Activity Sporadic Local Regional Widespread

**Widespread:** Outbreaks of influenza or increases in ILI cases and recent laboratory-confirmed influenza in at least half the regions of the state with recent laboratory evidence of influenza in the state.

**Confirmed:** Laboratory confirmed influenza cases are determined using the following test methods: RT-PCR, nucleic acid detection or viral culture. Laboratory-confirmed cases are reportable in Kentucky. (Please note that positive results using rapid influenza antigen tests are not included in this report.)

### Influenza-like Illness (ILI) Case Definition:

- Fever ( $\geq 100^{\circ}\text{F}$  [ $37.8^{\circ}\text{C}$ ], oral or equivalent, PLUS Cough -OR- Fever ( $\geq 100^{\circ}\text{F}$  [ $37.8^{\circ}\text{C}$ ], oral or equivalent, PLUS Sore Throat -OR- Fever ( $\geq 100^{\circ}\text{F}$  [ $37.8^{\circ}\text{C}$ ], oral or equivalent, PLUS Cough *and* Sore Throat (in the absence of a known cause other than influenza)

**1,515** Number of New Cases  
Reported this Week

**25,988** Number of Confirmed  
Cases for 2019-2020  
Influenza Season

### Total Deaths Reported for 2019-2020 Influenza Season

| Under 18 Years | 18 Years & Older |
|----------------|------------------|
| 4              | 95               |

### Number of Regions with Increased ILI Activity for 2019-2020 Influenza Season

| MMWR Week 11     | Season Total     |
|------------------|------------------|
| 17 of 17 Regions | 17 of 17 Regions |

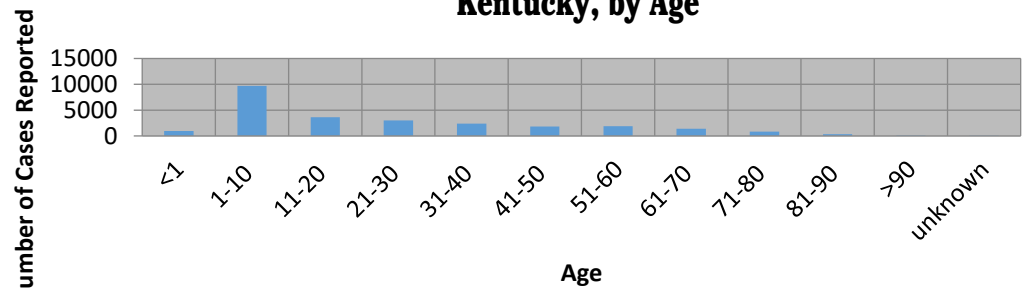
### Number of Regions with Confirmed Flu Cases for 2019-2020 Influenza Season

| MMWR Week 11     | Season Total     |
|------------------|------------------|
| 17 of 17 Regions | 17 of 17 Regions |

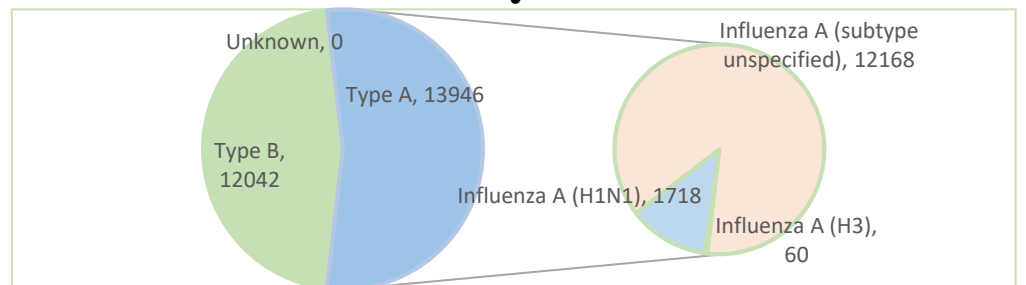
### Number of Long-Term Care Facility Outbreaks for 2019-2020 Influenza Season

| MMWR Week 11    | Season Total |
|-----------------|--------------|
| 2 of 17 Regions | 44 Outbreaks |

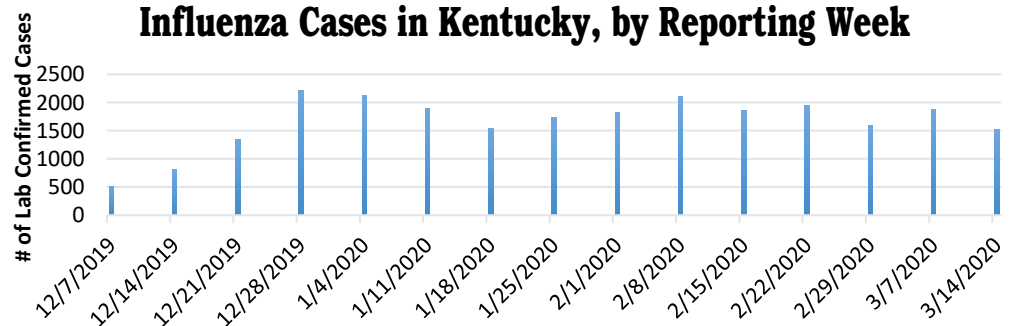
### 2019-2020 Total Laboratory \*Confirmed Influenza Cases in Kentucky, by Age



### Total 2019-2020 Influenza Virus Types Reported in Kentucky



### 2019-2020 Total Laboratory \*Confirmed Influenza Cases in Kentucky, by Reporting Week





# MMWR Week 11: Total \*Confirmed Influenza Cases by County

| County       | MMWR Week 11 | 2019-2020 Season Total | County     | MMWR Week 11 | 2019-2020 Season Total | County     | MMWR Week 11 | 2019-2020 Season Total |
|--------------|--------------|------------------------|------------|--------------|------------------------|------------|--------------|------------------------|
| Adair        | 4            | 98                     | Grant      | 2            | 21                     | McLean     | 1            | 5                      |
| Allen        | 16           | 382                    | Graves     | 11           | 265                    | Meade      | 4            | 57                     |
| Anderson     | 0            | 87                     | Grayson    | 2            | 8                      | Menifee    | 0            | 12                     |
| Ballard      | 2            | 4                      | Green      | 3            | 15                     | Mercer     | 19           | 149                    |
| Barren       | 123          | 1502                   | Greenup    | 11           | 364                    | Metcalfe   | 18           | 293                    |
| Bath         | 2            | 26                     | Hancock    | 0            | 0                      | Monroe     | 17           | 248                    |
| Bell         | 7            | 24                     | Hardin     | 23           | 415                    | Montgomery | 2            | 42                     |
| Boone        | 10           | 61                     | Harlan     | 2            | 32                     | Morgan     | 3            | 13                     |
| Bourbon      | 2            | 23                     | Harrison   | 5            | 17                     | Muhlenberg | 21           | 67                     |
| Boyd         | 15           | 137                    | Hart       | 23           | 326                    | Nelson     | 2            | 52                     |
| Boyle        | 0            | 219                    | Henderson  | 0            | 6                      | Nicholas   | 0            | 6                      |
| Bracken      | 0            | 3                      | Henry      | 6            | 141                    | Ohio       | 0            | 1                      |
| Breathitt    | 8            | 279                    | Hickman    | 0            | 9                      | Oldham     | 48           | 582                    |
| Breckinridge | 22           | 141                    | Hopkins    | 131          | 168                    | Owen       | 0            | 10                     |
| Bullitt      | 9            | 965                    | Jackson    | 1            | 4                      | Owsley     | 4            | 78                     |
| Butler       | 3            | 46                     | Jefferson  | 225          | 8564                   | Pendleton  | 0            | 6                      |
| Caldwell     | 1            | 9                      | Jessamine  | 2            | 57                     | Perry      | 52           | 1278                   |
| Calloway     | 0            | 2                      | Johnson    | 6            | 27                     | Pike       | 132          | 1385                   |
| Campbell     | 4            | 58                     | Kenton     | 16           | 137                    | Powell     | 7            | 26                     |
| Carlisle     | 0            | 5                      | Knott      | 27           | 511                    | Pulaski    | 0            | 21                     |
| Carroll      | 3            | 24                     | Knox       | 22           | 226                    | Robertson  | 0            | 1                      |
| Carter       | 24           | 283                    | Larue      | 2            | 52                     | Rockcastle | 0            | 2                      |
| Casey        | 0            | 22                     | Laurel     | 8            | 158                    | Rowan      | 19           | 79                     |
| Christian    | 4            | 29                     | Lawrence   | 2            | 11                     | Russell    | 0            | 10                     |
| Clark        | 0            | 79                     | Lee        | 7            | 85                     | Scott      | 3            | 90                     |
| Clay         | 0            | 7                      | Leslie     | 23           | 457                    | Shelby     | 2            | 206                    |
| Clinton      | 1            | 4                      | Letcher    | 9            | 334                    | Simpson    | 4            | 131                    |
| Crittenden   | 1            | 1                      | Lewis      | 1            | 9                      | Spencer    | 4            | 126                    |
| Cumberland   | 1            | 11                     | Lincoln    | 7            | 190                    | Taylor     | 1            | 10                     |
| Daviess      | 0            | 4                      | Livingston | 3            | 11                     | Todd       | 16           | 17                     |
| Edmonson     | 2            | 43                     | Logan      | 0            | 55                     | Trigg      | 0            | 14                     |
| Elliott      | 0            | 4                      | Lyon       | 1            | 10                     | Trimble    | 1            | 21                     |
| Estill       | 11           | 13                     | Madison    | 17           | 151                    | Union      | 0            | 2                      |
| Fayette      | 7            | 625                    | Magoffin   | 9            | 26                     | Warren     | 26           | 881                    |
| Fleming      | 3            | 8                      | Marion     | 2            | 13                     | Washington | 3            | 20                     |
| Floyd        | 59           | 445                    | Marshall   | 16           | 122                    | Wayne      | 0            | 3                      |
| Franklin     | 9            | 689                    | Martin     | 6            | 78                     | Webster    | 0            | 29                     |
| Fulton       | 0            | 11                     | Mason      | 1            | 1                      | Whitley    | 41           | 83                     |
| Gallatin     | 2            | 7                      | McCracken  | 36           | 63                     | Wolfe      | 3            | 84                     |
| Garrard      | 30           | 233                    | McCreary   | 2            | 35                     | Woodford   | 7            | 61                     |

Kentucky National Electronic Disease Surveillance System (NEDSS) and U.S. Outpatient Influenza-like Illness Surveillance Network (ILINet) Data.  
 Department for Public Health, Cabinet for Health and Family Services, Frankfort, Kentucky, [March 8, 2020 - March 14, 2020].