



Kentucky Department for Public Health Weekly Influenza Surveillance Report

MMWR Week 09
February 23, 2020 –
February 29, 2020

Current Influenza Activity Level: **WIDESPREAD**

Activity Level Range: No Activity Sporadic Local Regional Widespread

Widespread: Outbreaks of influenza or increases in ILI cases and recent laboratory-confirmed influenza in at least half the regions of the state with recent laboratory evidence of influenza in the state.

Confirmed: Laboratory confirmed influenza cases are determined using the following test methods: RT-PCR, nucleic acid detection or viral culture. Laboratory-confirmed cases are reportable in Kentucky. (Please note that positive results using rapid influenza antigen tests are not included in this report.)

Influenza-like Illness (ILI) Case Definition:

- Fever ($\geq 100^{\circ}\text{F}$ [37.8°C], oral or equivalent, PLUS Cough -OR- Fever ($\geq 100^{\circ}\text{F}$ [37.8°C], oral or equivalent, PLUS Sore Throat -OR- Fever ($\geq 100^{\circ}\text{F}$ [37.8°C], oral or equivalent, PLUS Cough *and* Sore Throat (in the absence of a known cause other than influenza)

1,591 Number of New Cases
Reported this Week

22,591 Number of Confirmed
Cases for 2019-2020
Influenza Season

Total Deaths Reported for 2019-2020 Influenza Season

Under 18 Years	18 Years & Older
4	81

Number of Regions with Increased ILI Activity for 2019-2020 Influenza Season

MMWR Week 09	Season Total
11 of 17 Regions	17 of 17 Regions

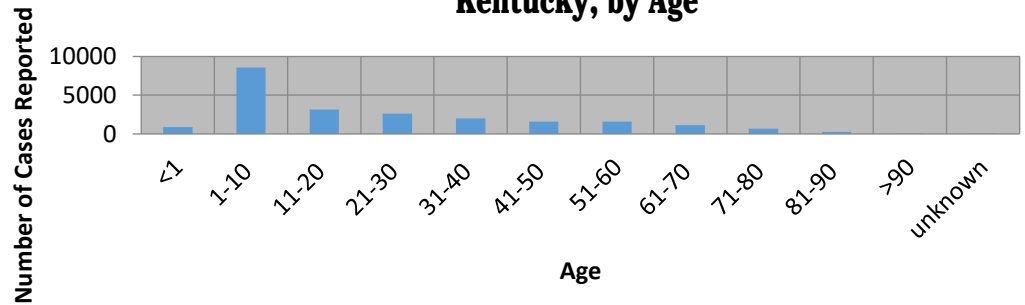
Number of Regions with Confirmed Flu Cases for 2019-2020 Influenza Season

MMWR Week 09	Season Total
17 of 17 Regions	17 of 17 Regions

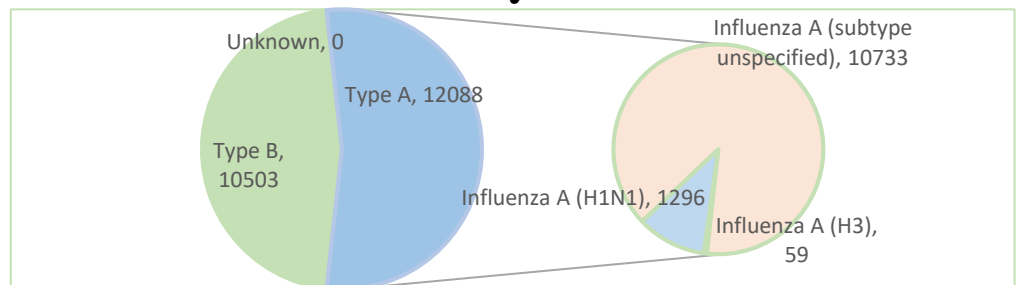
Number of Long-Term Care Facility Outbreaks for 2019-2020 Influenza Season

MMWR Week 09	Season Total
3 of 17 Regions	36 Outbreaks

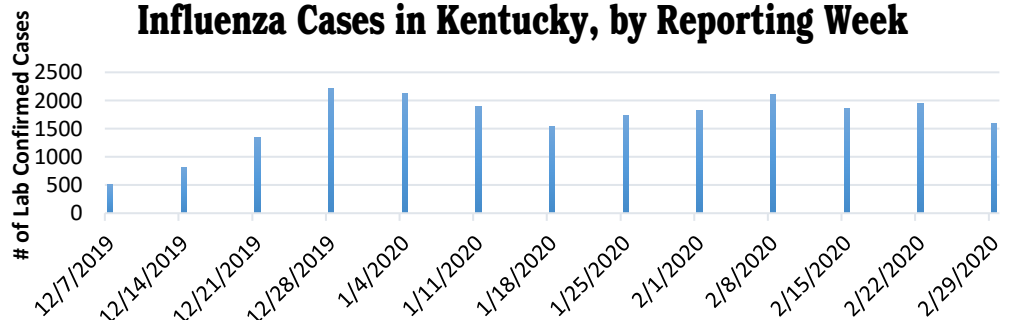
2019-2020 Total Laboratory *Confirmed Influenza Cases in Kentucky, by Age



Total 2019-2020 Influenza Virus Types Reported in Kentucky



2019-2020 Total Laboratory *Confirmed Influenza Cases in Kentucky, by Reporting Week



MMWR Week 09: Total *Confirmed Influenza Cases by County

County	MMWR Week 09	2019-2020 Season Total	County	MMWR Week 09	2019-2020 Season Total	County	MMWR Week 09	2019-2020 Season Total
Adair	2	90	Grant	2	13	McLean	1	4
Allen	13	357	Graves	26	210	Meade	0	51
Anderson	6	78	Grayson	0	6	Menifee	0	12
Ballard	1	2	Green	3	12	Mercer	11	127
Barren	107	1254	Greenup	42	338	Metcalfe	23	230
Bath	1	24	Hancock	0	0	Monroe	9	217
Bell	0	10	Hardin	49	366	Montgomery	0	40
Boone	7	41	Harlan	0	30	Morgan	1	10
Bourbon	2	20	Harrison	2	11	Muhlenberg	0	40
Boyd	25	109	Hart	20	262	Nelson	7	42
Boyle	9	213	Henderson	0	6	Nicholas	0	6
Bracken	1	3	Henry	10	130	Ohio	0	1
Breathitt	10	237	Hickman	0	6	Oldham	26	534
Breckinridge	4	95	Hopkins	10	37	Owen	1	10
Bullitt	71	913	Jackson	1	3	Owsley	1	63
Butler	2	38	Jefferson	278	7764	Pendleton	0	4
Caldwell	1	8	Jessamine	2	53	Perry	79	1135
Calloway	0	1	Johnson	4	21	Pike	84	1195
Campbell	3	46	Kenton	7	101	Powell	0	19
Carlisle	0	4	Knott	52	426	Pulaski	1	21
Carroll	1	21	Knox	37	162	Robertson	0	1
Carter	41	235	Larue	12	49	Rockcastle	0	2
Casey	4	22	Laurel	8	140	Rowan	10	55
Christian	1	25	Lawrence	1	9	Russell	1	10
Clark	3	79	Lee	2	72	Scott	6	86
Clay	0	7	Leslie	15	392	Shelby	6	199
Clinton	0	3	Letcher	24	293	Simpson	7	124
Crittenden	0	0	Lewis	1	8	Spencer	3	119
Cumberland	0	10	Lincoln	5	180	Taylor	0	9
Daviess	0	4	Livingston	0	6	Todd	0	1
Edmonson	7	38	Logan	5	52	Trigg	2	14
Elliott	0	4	Lyon	1	8	Trimble	2	19
Estill	0	2	Madison	16	124	Union	1	2
Fayette	78	591	Magoffin	0	17	Warren	55	816
Fleming	1	5	Marion	0	11	Washington	4	17
Floyd	59	307	Marshall	14	96	Wayne	2	3
Franklin	91	548	Martin	2	49	Webster	1	25
Fulton	1	11	Mason	0	0	Whitley	3	29
Gallatin	0	3	McCracken	3	24	Wolfe	3	68
Garrard	28	203	McCreary	1	31	Woodford	6	52

Kentucky National Electronic Disease Surveillance System (NEDSS) and U.S. Outpatient Influenza-like Illness Surveillance Network (ILINet) Data.
 Department for Public Health, Cabinet for Health and Family Services, Frankfort, Kentucky, [February 23, 2020 - February 29, 2020].