



Kentucky Department for Public Health Weekly Influenza Surveillance Report

MMWR Week 08
February 16, 2020 –
February 22, 2020

Current Influenza Activity Level: **WIDESPREAD**

Activity Level Range: No Activity Sporadic Local Regional Widespread

Widespread: Outbreaks of influenza or increases in ILI cases and recent laboratory-confirmed influenza in at least half the regions of the state with recent laboratory evidence of influenza in the state.

Confirmed: Laboratory confirmed influenza cases are determined using the following test methods: RT-PCR, nucleic acid detection or viral culture. Laboratory-confirmed cases are reportable in Kentucky. (Please note that positive results using rapid influenza antigen tests are not included in this report.)

Influenza-like Illness (ILI) Case Definition:

- Fever ($\geq 100^{\circ}\text{F}$ [37.8°C], oral or equivalent, PLUS Cough -OR- Fever ($\geq 100^{\circ}\text{F}$ [37.8°C], oral or equivalent, PLUS Sore Throat -OR- Fever ($\geq 100^{\circ}\text{F}$ [37.8°C], oral or equivalent, PLUS Cough *and* Sore Throat (in the absence of a known cause other than influenza)

1,943 Number of New Cases
Reported this Week

21,000 Number of Confirmed
Cases for 2019-2020
Influenza Season

Total Deaths Reported for 2019-2020 Influenza Season

| Under 18 Years | 18 Years & Older |
|----------------|------------------|
| 4 | 76 |

Number of Regions with Increased ILI Activity for 2019-2020 Influenza Season

| MMWR Week 08 | Season Total |
|------------------|------------------|
| 17 of 17 Regions | 17 of 17 Regions |

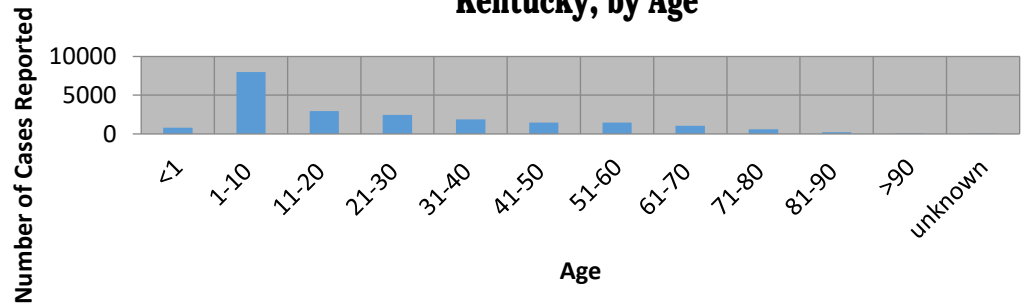
Number of Regions with Confirmed Flu Cases for 2019-2020 Influenza Season

| MMWR Week 08 | Season Total |
|------------------|------------------|
| 16 of 17 Regions | 17 of 17 Regions |

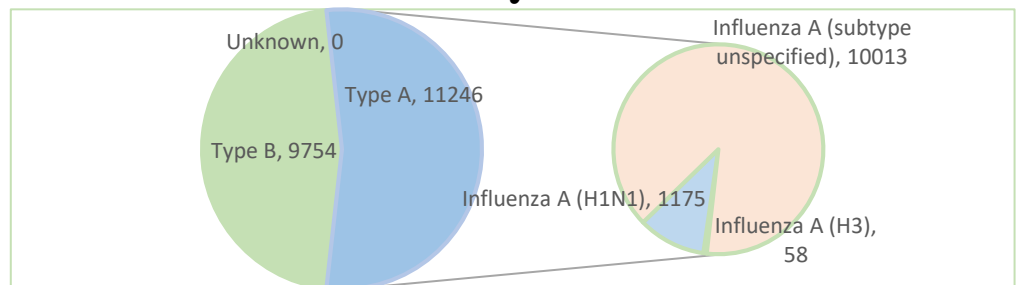
Number of Long-Term Care Facility Outbreaks for 2019-2020 Influenza Season

| MMWR Week 08 | Season Total |
|-----------------|--------------|
| 1 of 17 Regions | 33 Outbreaks |

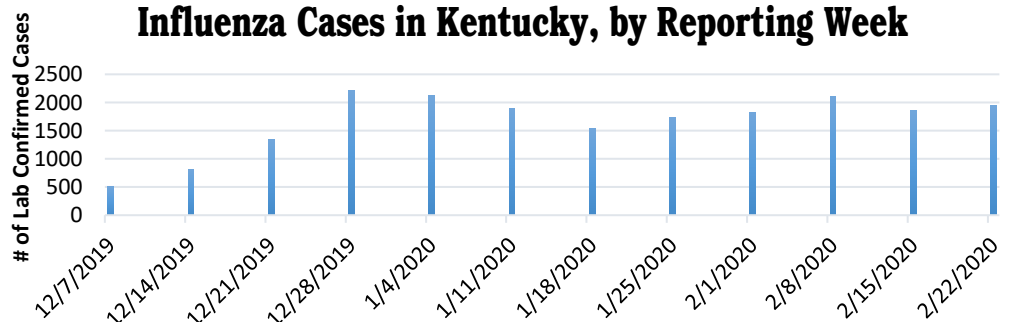
2019-2020 Total Laboratory *Confirmed Influenza Cases in Kentucky, by Age



Total 2019-2020 Influenza Virus Types Reported in Kentucky



2019-2020 Total Laboratory *Confirmed Influenza Cases in Kentucky, by Reporting Week



MMWR Week 08: Total *Confirmed Influenza Cases by County

| County | MMWR Week 08 | 2019-2020 Season Total | County | MMWR Week 08 | 2019-2020 Season Total | County | MMWR Week 08 | 2019-2020 Season Total |
|--------------|--------------|------------------------|------------|--------------|------------------------|------------|--------------|------------------------|
| Adair | 4 | 88 | Grant | 2 | 11 | McLean | 0 | 3 |
| Allen | 13 | 344 | Graves | 0 | 184 | Meade | 1 | 51 |
| Anderson | 14 | 72 | Grayson | 0 | 6 | Menifee | 0 | 12 |
| Ballard | 0 | 1 | Green | 0 | 9 | Mercer | 12 | 116 |
| Barren | 94 | 1147 | Greenup | 47 | 296 | Metcalfe | 29 | 207 |
| Bath | 6 | 23 | Hancock | 0 | 0 | Monroe | 20 | 208 |
| Bell | 0 | 10 | Hardin | 44 | 317 | Montgomery | 25 | 40 |
| Boone | 0 | 34 | Harlan | 11 | 30 | Morgan | 0 | 9 |
| Bourbon | 3 | 18 | Harrison | 3 | 9 | Muhlenberg | 8 | 40 |
| Boyd | 22 | 84 | Hart | 35 | 242 | Nelson | 1 | 35 |
| Boyle | 9 | 204 | Henderson | 0 | 6 | Nicholas | 0 | 6 |
| Bracken | 0 | 2 | Henry | 18 | 120 | Ohio | 0 | 1 |
| Breathitt | 18 | 227 | Hickman | 0 | 6 | Oldham | 55 | 508 |
| Breckinridge | 10 | 91 | Hopkins | 5 | 27 | Owen | 2 | 9 |
| Bullitt | 47 | 842 | Jackson | 0 | 2 | Owsley | 6 | 62 |
| Butler | 1 | 36 | Jefferson | 679 | 7486 | Pendleton | 0 | 4 |
| Caldwell | 3 | 7 | Jessamine | 6 | 51 | Perry | 48 | 1056 |
| Calloway | 1 | 1 | Johnson | 1 | 17 | Pike | 61 | 1111 |
| Campbell | 0 | 43 | Kenton | 5 | 94 | Powell | 8 | 19 |
| Carlisle | 1 | 4 | Knott | 52 | 374 | Pulaski | 2 | 20 |
| Carroll | 0 | 20 | Knox | 37 | 125 | Robertson | 0 | 1 |
| Carter | 25 | 194 | Larue | 2 | 37 | Rockcastle | 0 | 2 |
| Casey | 2 | 18 | Laurel | 5 | 132 | Rowan | 0 | 45 |
| Christian | 0 | 24 | Lawrence | 1 | 8 | Russell | 2 | 9 |
| Clark | 30 | 76 | Lee | 10 | 70 | Scott | 7 | 80 |
| Clay | 1 | 7 | Leslie | 21 | 377 | Shelby | 8 | 193 |
| Clinton | 0 | 3 | Letcher | 21 | 269 | Simpson | 7 | 117 |
| Crittenden | 0 | 0 | Lewis | 0 | 7 | Spencer | 18 | 116 |
| Cumberland | 0 | 10 | Lincoln | 9 | 175 | Taylor | 0 | 9 |
| Daviess | 0 | 4 | Livingston | 5 | 6 | Todd | 0 | 1 |
| Edmonson | 2 | 31 | Logan | 4 | 47 | Trigg | 2 | 12 |
| Elliott | 0 | 4 | Lyon | 1 | 7 | Trimble | 5 | 17 |
| Estill | 0 | 2 | Madison | 6 | 108 | Union | 0 | 1 |
| Fayette | 53 | 513 | Magoffin | 0 | 17 | Warren | 55 | 761 |
| Fleming | 0 | 4 | Marion | 2 | 11 | Washington | 1 | 13 |
| Floyd | 52 | 248 | Marshall | 4 | 82 | Wayne | 0 | 1 |
| Franklin | 49 | 457 | Martin | 20 | 47 | Webster | 0 | 24 |
| Fulton | 1 | 10 | Mason | 0 | 0 | Whitley | 0 | 26 |
| Gallatin | 1 | 3 | McCracken | 8 | 21 | Wolfe | 4 | 65 |
| Garrard | 24 | 175 | McCreary | 3 | 30 | Woodford | 3 | 46 |

Kentucky National Electronic Disease Surveillance System (NEDSS) and U.S. Outpatient Influenza-like Illness Surveillance Network (ILINet) Data.
Department for Public Health, Cabinet for Health and Family Services, Frankfort, Kentucky, [February 16, 2020 - February 22, 2020].