



Kentucky Department for Public Health Weekly Influenza Surveillance Report

MMWR Week 04
January 19, 2020 –
January 25, 2020

Current Influenza Activity Level: **WIDESPREAD**

Activity Level Range: No Activity Sporadic Local Regional Widespread

Widespread: Outbreaks of influenza or increases in ILI cases and recent laboratory-confirmed influenza in at least half the regions of the state with recent laboratory evidence of influenza in the state.

Confirmed: Laboratory confirmed influenza cases are determined using the following test methods: RT-PCR, nucleic acid detection or viral culture. Laboratory-confirmed cases are reportable in Kentucky. (Please note that positive results using rapid influenza antigen tests are not included in this report.)

Influenza-like Illness (ILI) Case Definition:

- Fever ($\geq 100^{\circ}\text{F}$ [37.8°C], oral or equivalent, PLUS Cough -OR- Fever ($\geq 100^{\circ}\text{F}$ [37.8°C], oral or equivalent, PLUS Sore Throat -OR- Fever ($\geq 100^{\circ}\text{F}$ [37.8°C], oral or equivalent, PLUS Cough *and* Sore Throat (in the absence of a known cause other than influenza)

1,739 Number of New Cases
Reported this Week

13,287 Number of Confirmed
Cases for 2019-2020
Influenza Season

Total Deaths Reported for 2019-2020 Influenza Season

Under 18 Years	18 Years & Older
3	30

Number of Regions with Increased ILI Activity for 2019-2020 Influenza Season

MMWR Week 04	Season Total
17 of 17 Regions	17 of 17 Regions

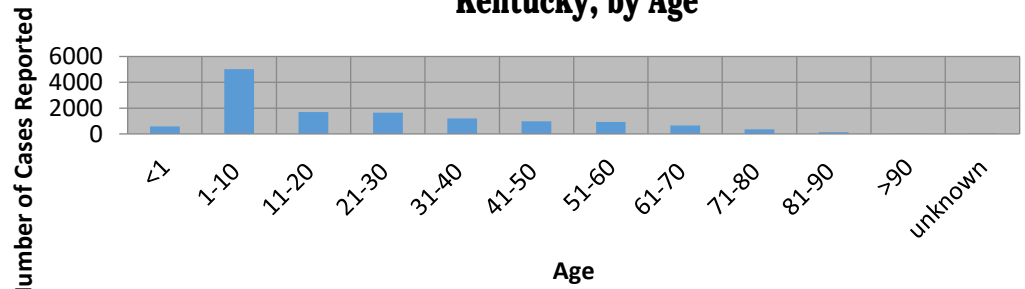
Number of Regions with Confirmed Flu Cases for 2019-2020 Influenza Season

MMWR Week 04	Season Total
16 of 17 Regions	17 of 17 Regions

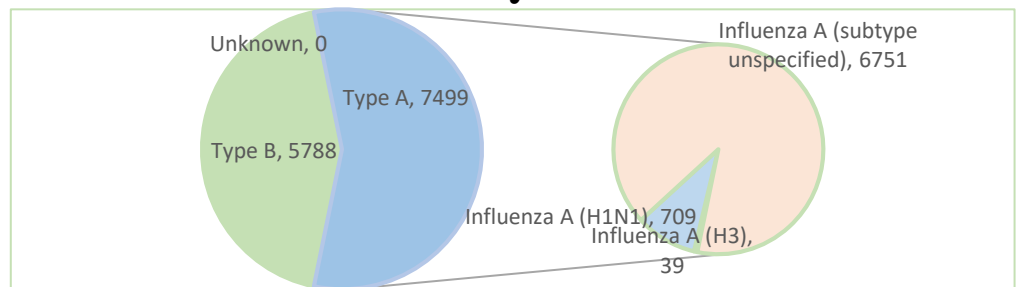
Number of Long-Term Care Facility Outbreaks for 2019-2020 Influenza Season

MMWR Week 04	Season Total
3 of 17 Regions	20 Outbreaks

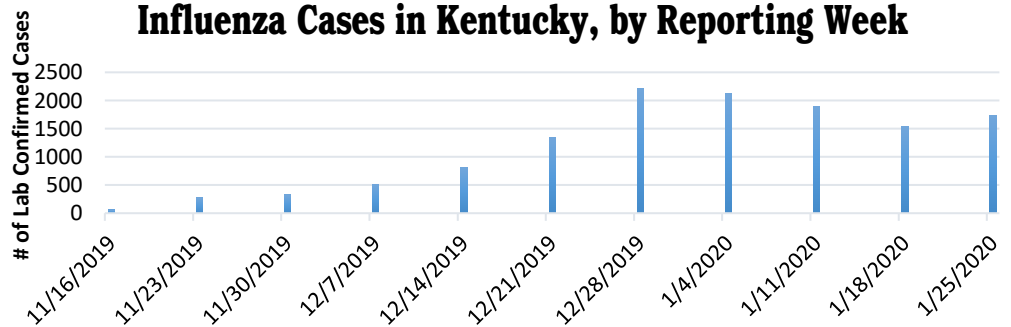
2019-2020 Total Laboratory *Confirmed Influenza Cases in Kentucky, by Age



Total 2019-2020 Influenza Virus Types Reported in Kentucky



2019-2020 Total Laboratory *Confirmed Influenza Cases in Kentucky, by Reporting Week



MMWR Week 04: Total *Confirmed Influenza Cases by County

County	MMWR Week 04	2019-2020 Season Total	County	MMWR Week 04	2019-2020 Season Total	County	MMWR Week 04	2019-2020 Season Total
Adair	12	55	Grant	0	7	McLean	0	1
Allen	41	220	Graves	16	91	Meade	6	28
Anderson	2	17	Grayson	0	4	Menifee	2	7
Ballard	0	1	Green	0	4	Mercer	0	74
Barren	120	595	Greenup	18	83	Metcalfe	12	104
Bath	4	9	Hancock	0	0	Monroe	11	168
Bell	4	10	Hardin	22	108	Montgomery	4	12
Boone	0	18	Harlan	4	6	Morgan	1	7
Bourbon	1	14	Harrison	1	5	Muhlenberg	6	18
Boyd	9	28	Hart	13	119	Nelson	2	17
Boyle	0	133	Henderson	0	4	Nicholas	0	5
Bracken	0	1	Henry	13	51	Ohio	0	1
Breathitt	2	120	Hickman	0	6	Oldham	24	268
Breckinridge	0	56	Hopkins	1	16	Owen	0	5
Bullitt	12	539	Jackson	0	1	Owsley	4	40
Butler	5	23	Jefferson	696	5525	Pendleton	0	2
Caldwell	0	1	Jessamine	5	31	Perry	93	808
Calloway	0	0	Johnson	3	12	Pike	126	649
Campbell	2	30	Kenton	3	59	Powell	0	9
Carlisle	0	1	Knott	37	211	Pulaski	0	10
Carroll	0	19	Knox	20	39	Robertson	0	0
Carter	21	42	Larue	3	11	Rockcastle	0	1
Casey	0	11	Laurel	12	92	Rowan	5	21
Christian	0	18	Lawrence	3	5	Russell	1	5
Clark	4	37	Lee	10	38	Scott	2	56
Clay	0	6	Leslie	22	255	Shelby	24	156
Clinton	0	3	Letcher	33	186	Simpson	6	66
Crittenden	0	0	Lewis	2	4	Spencer	12	70
Cumberland	0	3	Lincoln	2	101	Taylor	1	8
Daviess	0	3	Livingston	0	1	Todd	0	0
Edmonson	4	17	Logan	4	26	Trigg	0	4
Elliott	0	2	Lyon	0	2	Trimble	2	10
Estill	0	1	Madison	8	77	Union	0	1
Fayette	39	303	Magoffin	2	7	Warren	86	502
Fleming	0	1	Marion	0	5	Washington	0	8
Floyd	22	104	Marshall	0	60	Wayne	0	0
Franklin	34	247	Martin	1	5	Webster	0	16
Fulton	0	9	Mason	0	0	Whitley	0	21
Gallatin	0	0	McCracken	0	10	Wolfe	4	40
Garrard	5	63	McCreary	3	16	Woodford	5	26

Kentucky National Electronic Disease Surveillance System (NEDSS) and U.S. Outpatient Influenza-like Illness Surveillance Network (ILINet) Data.
 Department for Public Health, Cabinet for Health and Family Services, Frankfort, Kentucky, [January 19, 2020 – January 25, 2020].